

## **Song List Bears Explore Outdoors May 31, 2024**

1. Baby Shark
2. Down By the Bay
3. Don't Worry Be Happy
4. The Lion Sleeps Tonight
5. Three Little Birds (Play 3X, Slowly fade 3rdX)
6. Wellerman
7. Shake it Off
8. Count On Me (2 different formats. You'll Choose the easiest)
9. Flowers
10. Hound Dog
11. Margaritaville (3 Pgs. Notes and Tips)
12. Under the Boardwalk
13. Waterloo
14. Ob-La-Di, Ob-La-Da
15. Jambalaya
16. Hey Good Looking
17. Surfing USA (Will Insert Inside, Outside USA)
18. Stand By Me ( With Tabs)
19. Somewhere Over the Rainbow
20. Pearly Shells
21. Lovely Hula Hands (Play Intro, Play Both Verses, Repeat 1st Verse, End on 3<sup>rd</sup> Measure)
23. Look'in Out My Back Door
24. Jamaica Farewell

Hello fellow Uke Bears,

Here are some play along videos to most of the songs we will play at the May 31st gig. Great way to practice songs if you have some time 😊 You also have the option of slowing these videos down if you prefer 😊 This is one of my preferred way of practicing songs!

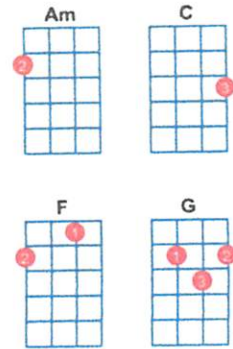
- Baby shark (key of C - the word “dopo” means (then) - <https://youtu.be/ak4WzScA3hw?si=uZIUFGy6l0bJqWB>
- Don't Worry Be Happy (key of C) - <https://youtu.be/6F5TaK8lGck?si=97dZ7eRKvarfeXfx>
- The Lion Sleeps Tonight ( key of C) - <https://youtu.be/sz9RIEuiio0?si=2TvZcftMjHMTYCNj>
- Three little birds- Bob Marley play along (key of C) - [https://youtu.be/fPlyhjSxdEY?si=rOrYtj7C\\_uRC3Ztv](https://youtu.be/fPlyhjSxdEY?si=rOrYtj7C_uRC3Ztv)
- Wellerman play along in (Am) - <https://youtu.be/vmZCCtle3HI?si=yxmfFwuqSCU22s7u> and <https://youtu.be/D3053gdBTzA?feature=shared>
- Shake it off (uke play along) this version has more chords and lyrics than our simplified (C-Dm) but it is still a good one to learn how the song goes - <https://youtu.be/FyNH5QQ72eo?si=9Mg2D-n8kTi73RSG>
- Count on Me uke play along (Key of C) - <https://youtu.be/A8lhFle6Vyk?si=ABXlkmX7rNwn67hE>
- Flowers uke play along (Key of C) - [https://youtu.be/n\\_Z2ry3aX9s?si=MrAVS\\_2AJ92SQqfn](https://youtu.be/n_Z2ry3aX9s?si=MrAVS_2AJ92SQqfn)
- Margaritaville (Austin Ukulele Society play along)(Key of C) - [https://youtu.be/\\_pZls0-tCUY?si=7emqcyjF332KVYd](https://youtu.be/_pZls0-tCUY?si=7emqcyjF332KVYd)
- Waterloo (key of D) - <https://youtu.be/d-saQweXBf4?si=TTk-gt33oG292yPD>
- Somewhere Over the rainbow/What a Wonderful World uke play along (Key of C) - <https://youtu.be/Xjn7k8iTjt?si=u1pJg5cihZMnWww1>
- Surfing USA (uke play along) key of C - <https://youtu.be/IFfCAxv43TM?si=DX1DygzeesIkTWLj>
- Stand by me (Key of C) - <https://youtu.be/vNAPwA3sdHY?si=-zc49HdbJwK0LKcc>
- Looking out my back door ukulele play along (Key of C) - <https://youtu.be/taBxOOyknLI?feature=shared>
- Summertime play along (Cynthia Lin) - [https://youtu.be/ELN8ql3bZcl?si=l\\_BctuTt0m32xlyu](https://youtu.be/ELN8ql3bZcl?si=l_BctuTt0m32xlyu)

# Baby Shark

key:G, artist:Pinkfong writer:Traditional

Pinkfong - <https://www.youtube.com/watch?v=FX20kcp7j5c>

*original in D, no key change is this version- thanks  
Alan Carter*



Baby **[C]** shark, doo doo doo doo doo doo  
Baby **[F]** shark, doo doo doo doo doo doo  
Baby **[Am]** shark, doo doo doo doo doo doo  
Baby **[G]** shark!

Mommy **[C]** shark, doo doo doo doo doo doo  
Mommy **[F]** shark, doo doo doo doo doo doo  
Mommy **[Am]** shark, doo doo doo doo doo doo  
Mommy **[G]** shark!

Daddy **[C]** shark, doo doo doo doo doo doo  
Daddy **[F]** shark, doo doo doo doo doo doo  
Daddy **[Am]** shark, doo doo doo doo doo doo  
Daddy **[G]** shark!

Grandma **[C]** shark, doo doo doo doo doo doo  
Grandma **[F]** shark, doo doo doo doo doo doo  
Grandma **[Am]** shark, doo doo doo doo doo doo  
Grandma **[G]** shark!

Grandpa **[C]** shark, doo doo doo doo doo doo  
Grandpa **[F]** shark, doo doo doo doo doo doo  
Grandpa **[Am]** shark, doo doo doo doo doo doo  
Grandpa **[G]** shark!

Let's go **[C]** hunt, doo doo doo doo doo doo  
Let's go **[F]** hunt, doo doo doo doo doo doo  
Let's go **[Am]** hunt, doo doo doo doo doo doo

Let's go **[G]** hunt!

*speed up*

Run a-**[C]**way, doo doo doo doo doo doo  
Run a-**[F]**way, doo doo doo doo doo doo  
Run a-**[Am]**way, doo doo doo doo doo doo  
Run a-**[G]**way!

Run a-**[C]**way, doo doo doo doo doo doo  
Run a-**[F]**way, doo doo doo doo doo doo  
Run a-**[Am]**way, doo doo doo doo doo doo  
Run a-**[G]**way!

*Slow down again*

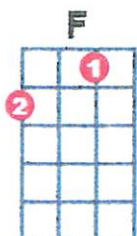
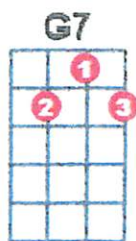
Safe at last **[C]**, doo doo doo doo doo doo  
Safe at last **[F]**, doo doo doo doo doo doo  
Safe at last **[Am]**, doo doo doo doo doo doo  
Safe at **[G]** last!

It's the end **[C]**, doo doo doo doo doo doo  
It's the **[F]** end, doo doo doo doo doo doo  
It's the **[Am]** end, doo doo doo doo doo doo  
It's the **[G]** end!

**[C]**

# Down By The Bay

traditional children's song



Down by the bay, where the watermelons grow

Back to my home, I dare not go

For if I do, my mother will say

Did you ever see a bear, combing his hair?

Down by the bay

Down by the bay, where the watermelons grow

Back to my home, I dare not go

For if I do, my mother will say

Did you ever see a bee, with a sun-burned knee?

Down by the bay

Down by the bay, where the watermelons grow

Back to my home, I dare not go

For if I do, my mother will say

Did you ever see a moose, kissing a goose?

Down by the bay

Down by the bay, where the watermelons grow

Back to my home, I dare not go

F C C

For if I do, my mother will say

Did you ever see a whale, with a polka dot tail?

G7 C

Down by the bay

C G7

Down by the bay, where the watermelons grow

C

Back to my home, I dare not go

F C

For if I do, my mother will say

Did you ever see a song, that went on so long?

G7 C G7 C


Down by the bay

Note: Standard GCEA Soprano Ukulele Tuning. Powered by [UkeGeeks' Scriptasaurus](http://UkeGeeks' Scriptasaurus) • ukegeeks.com

# LESSON 3

# DON'T WORRY BE HAPPY

by Bobby McFerrin



1 &a 2 &a 3 &a 4 &a

**SWING STRUM:** d du | d du | d du | d du

add an upstrum after the backbeat

**TIMING:** 4 sets per chord

VERSE 1

**C** Here is a little song I wrote, **Dm** You might want to sing it note for note

**F** Don't worry **C** be happy

**C** In every life we have some trouble, **Dm** When you worry you make it double

**F** Don't worry **C** be happy

CHORUS

**C** Ooh-ooh, **Dm** ooh-ooh Don't worry, **F** Ooh-ooh be happy, **C** ooh-ooh Don't worry be happy

VERSE 2

**C** Ain't got no place to lay your head, **Dm** Somebody came and took your bed

**F** Don't worry **C** be happy

**C** The landlord say your rent is late, **Dm** He may have to litigate

**F** Don't worry **C** be happy

### Repeat Chorus

VERSE 3

**C** Ain't got no cash, ain't got no style **Dm** Ain't got no girl to make you smile

**F** Don't worry **C** be happy

**C** Cause when you worry Your face will frown, **Dm** And that will bring everybody down

**F** Don't worry **C** be happy, look at me, I'm happy!

### Repeat Chorus

# The Lion Sleeps Tonight for Ukulele Key:C Level 4 (F chord)

\*Starting note : C ( 2<sup>nd</sup> string open)

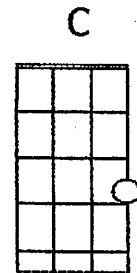
## Intro:

C\* F C G7  
 Dee deede dee dee, dee dee-dee dee, de-wee-um, um, a-weh  
 (C) F C G7  
 Dee deede dee dee, dee dee-dee dee, de-wee-um, um, a-weh



## Bridge:

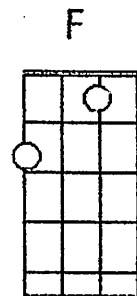
(C) F  
 A-wim-a-weh A-wim-a-weh A-wim-a-weh A-wim-a-weh  
 C G7  
 A-wim-a-weh A-wim-a-weh A-wim-a-weh A-wim-a-weh  
 C F  
 A-wim-a-weh A-wim-a-weh A-wim-a-weh A-wim-a-weh  
 C G7  
 A-wim-a-weh A-wim-a-weh A-wim-a-weh--



\*Starting note: ^

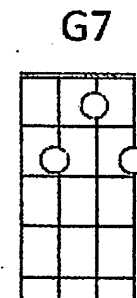
## Verse 1:

C F C G7  
 In the jun-gle, the migh-ty jun-gle , The li-on sleeps to-night;  
 C F C G7  
 In the jungle, the mighty jungle, The li-on sleeps to-night



## Chorus:

C F C G7  
 We-eee - ee-ee-ee- ee um, um, a-weh-  
 C F C G7  
 We-eee - ee-ee-ee- ee um, um, a-weh-



## Verse 2:

C F C G7  
 Near the vil-lage, the qui-et vil-lage, The li-on sleeps to-night  
 C F C G7  
 Near the vil-lage, the qui-et vil-lage, The li-on sleeps to-night

repeat **Chorus.**

## Verse 3:

C F C G7  
 Hush my dar-ling, don't fear my dar-ling, The li-on sleeps to-night  
 C F C G7  
 Hush my dar-ling, don't fear my dar-ling, The li-on sleeps to-night

repeat **Chorus;** then:

C F C G7  
 We-eee - ee-ee-ee- ee um, um, a-weh (fade)

### Strum Pattern:

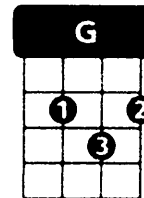
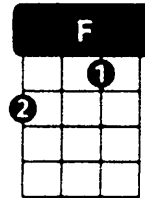
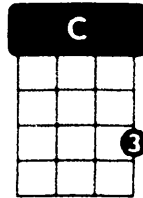
a-ONE-a two,  
 a-ONE-a two,  
 etc...



# LESSON 1

# THREE LITTLE BIRDS

by Bob Marley



**SIMPLE DOWN STRUM:** 1 2 3 4  
d | d | d | d  
**TIMING:** 4 strums per chord

CHORUS

<b>C</b>	<b>C</b>
Don't worry	about a thing
<b>F</b>	<b>C</b>
Cause every little thing	is gonna be al-right
<b>C</b>	<b>C</b>
Singin' don't worry	about a thing
<b>F</b>	<b>C</b>
Cause every little thing	is gonna be al-right

VERSE

<b>C</b>	<b>G</b>
Rise up this morning,	smiled with the rising sun
<b>C</b>	<b>F</b>
Three little birds	pitch by my doorstep
<b>C</b>	<b>G</b>
Singing sweet songs	of melodies pure and tru
<b>F</b>	<b>C</b>
Sayin' "this is my message to you"	

# Wellerman

key:Am, artist:The Longest Johns writer:traditional

[https://www.youtube.com/watch?v=E\\_8tAyecj2g](https://www.youtube.com/watch?v=E_8tAyecj2g)

*Thanks to Gráinne Diskin*

[Am] There once was a ship that put to sea  
And the [Dm] name of the ship was the [Am] Billy of Tea  
The [Am] winds blew hard, her bow dipped down  
Oh [E7] blow, my bully boys, [Am] blow

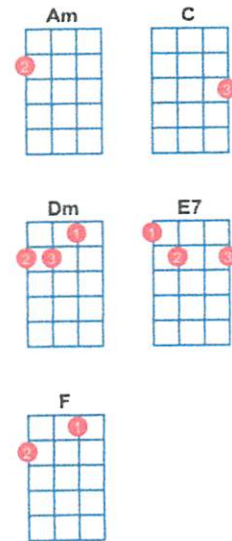
[F] Soon may the [C] Wellerman come  
To [Dm] bring us sugar and [Am] tea and rum  
[F] One day, when the [C] tonguin' is done,  
We'll [E7] take our leave and [Am] go

She [Am] had not been two weeks from shore  
When [Dm] down on her a [Am] right whale bore  
The [Am] captain called all hands and swore  
He'd [E7] take that whale in [Am] tow

[F] Soon may the [C] Wellerman come  
To [Dm] bring us sugar and [Am] tea and rum  
[F] One day, when the [C] tonguin' is done,  
We'll [E7] take our leave and [Am] go

[Am] Before the boat had hit the water  
The [Dm] whale's tail came [Am] up and caught her  
All [Am] hands to the side, harpooned and fought her  
When [E7] she dived down [Am] below

[F] Soon may the [C] Wellerman come  
To [Dm] bring us sugar and [Am] tea and rum  
[F] One day, when the [C] tonguin' is done,



We'll [E7] take our leave and [Am] go

No [Am] line was cut, no whale was freed;  
The [Dm] Captain's mind was [Am] not of greed  
But [Am] he belonged to the whaleman's creed;  
She [E7] took the ship in [Am] tow

[F] Soon may the [C] Wellerman come  
To [Dm] bring us sugar and [Am] tea and rum  
[F] One day, when the [C] tonguin' is done,  
We'll [E7] take our leave and [Am] go

For [Am] forty days, or even more  
The [Dm] line went slack, then [Am] tight once more  
All [Am] boats were lost (there were only four)  
But [E7] still that whale did [Am] go

[F] Soon may the [C] Wellerman come  
To [Dm] bring us sugar and [Am] tea and rum  
[F] One day, when the [C] tonguin' is done,  
We'll [E7] take our leave and [Am] go

As [Am] far as I've heard, the fight's still on;  
The [Dm] line's not cut and the [Am] whale's not gone  
The [Am] Wellerman makes his regular call  
To [Dm] encourage the Captain, [Am] crew, and all

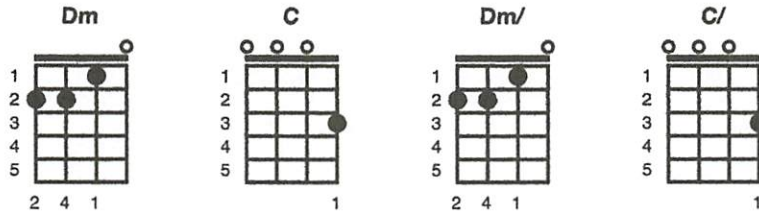
[F] Soon may the [C] Wellerman come  
To [Dm] bring us sugar and [Am] tea and rum  
[F] One day, when the [C] tonguin' is done,  
We'll [E7] take our leave and [Am] go

[F] Soon may the [C] Wellerman come  
To [Dm] bring us sugar and [Am] tea and rum  
[F] One day, when the [C] tonguin' is done,  
We'll [E7] take our leave and [Am] go

# Shake it Off (Two chords C-Dm)

Taylor Swift

Key of Dm



Intro: C

(Verse 1)

I stay out too late <sup>Dm</sup> got nothing in my brain <sup>C</sup>  
That's what people say <sup>Dm</sup> hm hmm that's what people say (hm hmm) <sup>C</sup>  
I go on too many dates <sup>Dm</sup> but I can't make them stay <sup>C</sup>  
At least that's what people say <sup>Dm</sup> hm hmm that's what  
people say <sup>C</sup> (hm hmm)

(Pre-Chorus 1)

But I keep cruisin' <sup>Dm</sup> can't stop won't stop moving <sup>C</sup>  
It's like I got this music <sup>Dm</sup> in my mind saying it's gonna be alright <sup>C</sup>

(Chorus)

Cause the players gonna <sup>Dm</sup> play play play play

<sup>C</sup>  
And the haters gonna hate hate hate hate hate

<sup>Dm</sup>  
I'm just gonna shake shake shake shake shake

<sup>C</sup>  
Shake it off I shake it off

<sup>Dm</sup>  
Heart breakers gonna break break break break break

<sup>c</sup>  
And the fakers gonna fake fake fake fake fake

<sup>Dm</sup>  
I'm just gonna shake shake shake shake shake

<sup>C</sup>  
Shake it off I shake it off

(Verse 2)

<sup>Dm/</sup> I never miss a beat <sup>C/</sup> I'm lightening on my feet

<sup>Dm</sup>  
And that's what they don't see hm hmm that's what they

<sup>C</sup>  
don't see (hm hmm)

<sup>Dm</sup> I'm dancing on my own <sup>C</sup> I'll make the moves up as I go

<sup>Dm</sup>  
And that's what they don't know (hm hmm) that's what they

<sup>C</sup>  
don't know (hm hmm)

(Pre-Chorus 2)

<sup>Dm</sup> But I keep cruising <sup>C</sup> can't stop won't stop groovin

It's like I got this music in my mind saying it's gonna be alright

(Chorus)

Cause the players gonna play play play play play

And the haters gonna hate hate hate hate hate

I'm just gonna shake shake shake shake shake

Shake it off I shake it off

(Post-Chorus)

Heart breakers gonna break break break break break

And the fakers gonna fake fake fake fake fake

I'm just gonna shake shake shake shake shake

I shake it off I shake it off

Shake it off I shake it off I I shake it off I shake

it off

I I I shake it off I shake it off I I I shake it off

I shake it off I I I shake it off

## Count On Me (Bruno Mars)

Chords: C Em Am G F Dm

Timing: 4/4 each chord gets 4 beats

Singing note: G

[Intro] C C

Ah huh [C]uh [C]

[Verse 1]

If you [C]ever find yourself stuck [C]in the middle  
of the

[Em]sea [Em]

I'll [Am]sail the world [G] to [F]find you [F]

If you [C]ever find yourself lost [C]in the dark and

You can't [Em]see [Em]

I'll [Am]be the light [G] to [F]guide you. [F]

[Pre-Chorus]

[Dm] [Dm]Find out what we're [Em]made of [Em]

When [F]we are called to [F]help our friends in

[G.]need

[Chorus]

You can [C]count on [C]me like

[Em]one, two, [Em]three

And I'll be[Am] there [G]

And [F]I know if I [F]need it

I can [C]count on [C]you like

[Em]four, three, [Em]two, and

You'll be[Am] there [G]

'Cuz [F]that's what friends are [F]s'posed to do

Oh [C]yeah [C] ooh ooh ooh ooh

[Em]ooh [Em]ooh ooh ooh ooh

[Am]ooh [G]ooh

[F]Yeah [G]yeah

[Verse 2]

If you're [C]tossin' and you're turnin' & you

[C]Just can't fall a-[Em]sleep [Em]

I'll [Am]sing a song [G]

Be-[F]side you [F], and if you

[C]ever forget how [C]much you really mean

To [Em]me [Em]

Every-[Am]day I will [G] re-[F]mind you [F]

[Pre-Chorus]

[Dm] [Dm]Find out what we're [Em]made of [Em]

When [F]we are called to [F]help our friends in

[G.]need

[Chorus]

You can [C]count on [C]me like

[Em]one, two, [Em]three

And I'll be[Am] there [G]

And [F]I know if I [F]need it

I can [C]count on [C]you like

[Em]four, three, [Em]two, and

You'll be[Am] there [G]

'Cuz [F]that's what friends are [F]s'posed to do

Oh [C]yeah [C] ooh ooh ooh ooh

[Em]ooh [Em]ooh ooh ooh ooh

[Am]ooh [G]ooh

[F]Yeah [G]yeah

[Bridge]

You'll [Dm]always [Dm]have my

[Em]shoulder [Em]when you

[Am]cry-[Am]-[G]-[G]

I'll [Dm]never [Dm]let go, [Em]never [Em]say

good-[F]bye-[F], [G.]You know you can-

[Chorus]

[C]count on [C]me like

[Em]one, two, [Em]three

And I'll be[Am] there [G]

And [F]I know if I [F]need it

I can [C]count on [C]you like

[Em]four, three, [Em]two, and

You'll be[Am] there [G]

'Cuz [F]that's what friends are [F]s'posed to do

Oh [C]yeah [C] ooh ooh ooh ooh

[Em]ooh [Em]ooh ooh ooh ooh

[Am]ooh [G]ooh

You can [F]count on me' cuz

[G]I can count on [C.]you

# Count On Me

key:C, artist: Bruno Mars writer: Mars, Philip Lawrence and Ari Levine

Bruno Mars - <https://www.youtube.com/watch?v=6k8cpUkKK4c>

If you [C] ever find yourself stuck in the middle of the [Em] sea  
[Em]

I'll [Am] sail the world [G] to [F] find you [F]

If you [C] ever find yourself lost in the dark and you can't [Em]  
see [Em]

I'll [Am] be the light [G] to [F] guide you [F]

[Dm] To find out what we're [Em] made of [Em]

When [F] we are called to help our friends in [G] need (tap, tap, tap)

You can [C] count on me like [Em] 1 2 3

I'll [Am] be there [G]

And [F] I know when I need it I can [C] count on you like [Em]  
4 3 2

And you'll [Am] be there [G]

Cause [F] that's what friends are supposed to do, oh [C] yeah

Oooooo [Em] Oooooo [Am] oo [G] [F] yeah [G] yeah

If you're [C] tossin and you're turnin

And you just can't fall a-[Em]sleep [Em]

I'll [Am] sing a song [G] be [F] side you [F]

And if you [C] ever forget how much you really mean to [Em] me [Em]

Every [Am] day I will [G] re[F]mind you, oh-oh-oh-oh

[Dm] To find out what we're [Em] made of [Em]

When [F] we are called to help our friends in [G] need (tap, tap, tap)

You can [C] count on me like [Em] 1 2 3

I'll [Am] be there [G]

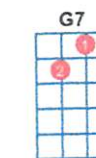
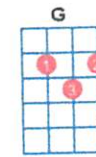
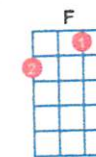
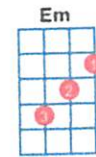
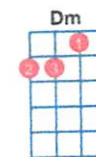
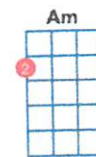
And [F] I know when I need it I can [C] count on you like [Em] 4 3 2

And you'll [Am] be there [G]

Cause [F] that's what friends are supposed to do, oh [C] yeah

Oooooo [Em] Oooooo [Am] oo [G] [F] yeah [G] yeah

You'll [Dm] always have my [Em] shoulder when you [Am] cry [Am] [G] [G]





I'll [Dm] never let go, [Em] never say good [F] bye [F]

[G] You...know...you...can...

[C] Count on me like [Em] 1 2 3

I'll [Am] be there [G]

And [F] I know when I need it I can [C] count on you like [Em] 4 3 2

And you'll [Am] be there [G]

Cause [F] that's what friends are supposed to do, oh [C] yeah

Oooooo [Em] Ooooo [Am] oo [G]

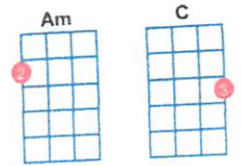
You can [F] count on me cause [G7] I can count on [C] you

# Flowers

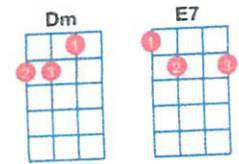
key:G, artist:Miley Cyrus writer:Miley Cyrus, Gregory Aldae Hein,  
Michael Pollack

<https://www.youtube.com/watch?v=QNV8iODCAwE>

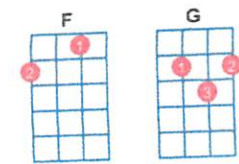
*Thanks to ddemes Ultimate Guitar*



[C]  
We were [Am] good, we were [Dm] gold, kind of [G] dream  
that can't be [C] sold  
We were [Am] right 'til we [Dm] weren't, built a [G] home and  
watched it [C] burn



Mmm, [Am] I didn't wanna leave you, [Dm] I didn't wanna lie  
[E7] Started to cry but then remembered, I



[Am] I can buy myself [Dm] flowers, [G] write my name in the  
[C] sand  
[Am] Talk to myself for [Dm] hours, [G] say things you don't under-[C]stand  
[Am] I can take myself [Dm] dancing, [G] and I can hold my own [C] hand  
Yeah, I can [F] love me better [E7] than you [Am] can

Can love me better, [Dm] I can love me better, baby  
[G] Can love me better, [C] I can love me better, baby

Paint my [Am] nails, cherry [Dm] red, match the [G] roses that you [C] left  
No re-[Am]morse, no re-[Dm]gret, I for-[G]get every word you [C] said

Ooh, [Am] I didn't wanna leave you, baby, [Dm] I didn't wanna fight  
[E7] Started to cry but then remembered I

[Am] I can buy myself [Dm] flowers, [G] write my name in the [C] sand  
[Am] Talk to myself for [Dm] hours, [G] say things you don't under-[C]stand  
[Am] I can take myself [Dm] dancing, [G] and I can hold my own [C] hand

Yeah, I can **[F]** love me better **[E7]** than you **[Am]** can

Can love me better, **[Dm]** I can love me better, baby

**[G]** Can love me better, **[C]** I can love me better, baby

**[Am]** Can love me better, **[Dm]** I can love me better, baby

**[G]** Can love me better, **[C]** I

**[Am]** I didn't wanna leave you. **[Dm]** I didn't wanna fight

**[E7]** Started to cry but then remembered I

**[Am]** I can buy myself **[Dm]** flowers, **[G]** write my name in the **[C]** sand

**[Am]** Talk to myself for **[Dm]** hours, **[G]** say things you don't under-**[C]**stand

**[Am]** I can take myself **[Dm]** dancing, **[G]** and I can hold my own **[C]** hand

Yeah, I can **[F]** love me better **[E7]** than you **[Am]** can

Can love me better, **[Dm]** I can love me better, baby

**[G]** Can love me better, **[C]** I can love me better, baby

**[Am]** Can love me better, **[Dm]** I can love me better, baby

**[G]** Can love me better, **[C]** I

# Hound Dog

key:A, artist:Elvis Presley writer:Jerry Leiber and Mike Stoller

Elvis Presley: <https://www.youtube.com/watch?v=-eHJ12Vhpyc> – Capo on 3rd fret

[E7] You ain't nothin' but a [A] hound dog cryin' all the time  
 You ain't nothin' but a [D7] hound dog cryin' all the [A] time  
 Well you ain't [E7] never caught a rabbit  
 And you [D7] ain't no friend of [A] mine

[E7] Well they said you was [A] high classed well that was just a lie  
 Yeah they said you was [D7] high classed well that was just a [A] lie  
 Well you ain't [E7] never caught a rabbit  
 And you [D7] ain't no friend of [A] mine

[E7] You ain't nothin' but a [A] hound dog cryin' all the time  
 You ain't nothin' but a [D7] hound dog cryin' all the [A] time  
 Well you ain't [E7] never caught a rabbit  
 And you [D7] ain't no friend of [A] mine [E7]

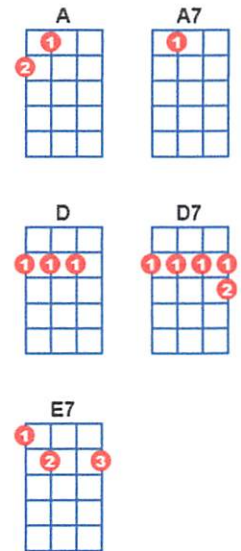
[A]/// [A]/// [A]/// [A7]///  
 [D7]/// [D7]/// [A]/// [A]///  
 [E7]/// [D7]/// [A]///

[E7] Well they said you was [A] high classed well that was just a lie  
 Yeah they said you was [D7] high classed well that was just a [A] lie  
 Well you ain't [E7] never caught a rabbit  
 And you [D7] ain't no friend of [A] mine [E7]

[A]/// [A]/// [A]/// [A7]///  
 [D7]/// [D7]/// [A]/// [A]///  
 [E7]/// [D7]/// [A]///

[E7] Well they said you was [A] high classed well that was just a lie  
 Yeah they said you was [D7] high classed well that was just a [A] lie  
 Well you ain't [E7] never caught a rabbit  
 And you [D7] ain't no friend of [A] mine

[E7] You ain't nothin' but a [A] hound dog cryin' all the time  
 You ain't nothin' but a [D7] hound dog cryin' all the [A] time  
 Well you ain't [E7] never caught a rabbit  
 And you [D7] ain't no friend of [A] mine [D] [A]

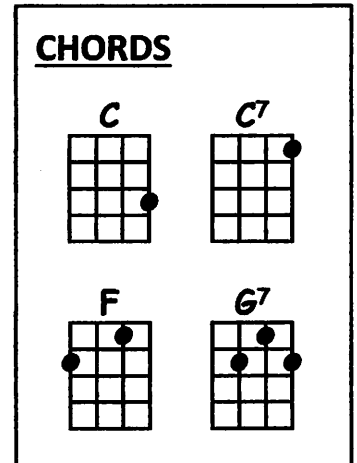


# Margaritaville

Jimmy Buffett, 1976. Ukulele arrangement Bob Guz, Austin Ukulele Society, 2022

**INTRO:** *4 beats per box. See page 3 for details on the Intro Tab*

[C]	[C]	[F]	[C]
[C]			



## VERSE 1

[C] ♪ ♪ Nibblin' on [C] sponge cake,  
[C] ♪ ♪ Watchin' the [C] sun bake  
[C] ♪ ♪ All of those [C] tourists covered with [G7] oil [G7]  
[G7] ♪ ♪ Strummin' my [G7] four-string,  
[G7] ♪ ♪ On my front [G7] porch swing  
[G7] ♪ ♪ Smell those [G7] shrimp, they're beginnin' to [C] boil [C7]

**CHORUS 1:** *See pages 4 and 5 for Chorus Tab options*

[F] ♪ ♪ Wastin' a– [G7]way again in Marga– [C]ritaville [C7]  
[F] ♪ Searching for my [G7] lost shaker of [C] salt [C7]  
[F] ♪ ♪ Some people [G7] claim that there's a  
[hold: C] Wo– [hold: G7]man to [hold: F] blame  
But I [strum: G7] know,  
[G7] ♪ It's nobody's [C] fault [C]

## VERSE 2

[C] ♪ ♪ I don't know the [C] reason  
[C] ♪ ♪ I stayed here all [C] season  
[C] ♪ ♪ Nothin' to [C] show but this brand new tat– [G7] too [G7]  
[G7] ♪ ♪ But it's a real [G7] beauty  
[G7] ♪ ♪ A Mexican [G7] cutie  
[G7] ♪ ♪ How it got [G7] here I haven't a [C] clue [C7]

## **CHORUS 2:** *See pages 4 and 5 for Chorus Tab options*

[F] ♪ ♪ Wastin' a– [G7]way again in Marga– [C]ritaville [C7]

[F] ♪ Searching for my [G7] lost shaker of [C] salt [C7]

[F] ♪ ♪ Some people [G7] claim that there's a

[hold: C] Wo– [hold: G7]man to [hold: F] blame

Now I [strum: G7] think

[G7] ♪ Hell, it could be my [C] fault [C]

## **VERSE 3**

[C] ♪ ♪ Blew out my [C] flip-flop

[C] ♪ ♪ Stepped on a [C] pop-top

[C] ♪ ♪ Cut my [C] heel had to cruise on back [G7] home [G7]

[G7] ♪ But there's booze in the [G7] blender

[G7] ♪ ♪ And soon it will [G7] render

[G7] ♪ That frozen con– [G7]coction that helps me hang [C] on [C7]

## **CHORUS 3:** *See pages 4 and 5 for Chorus Tab options*

[F] ♪ ♪ Wastin' a– [G7]way again in Marga– [C]ritaville [C7]

[F] ♪ Searching for my [G7] lost shaker of [C] salt [C7]

[F] ♪ ♪ Some people [G7] claim that there's a

[hold: C] Wo– [hold: G7]man to [hold: F] blame

But I [strum: G7] know

[G7] ♪ It's my own damned [C] fault [C7]

## **ENDING:** *See page 4 for details on the Ending Tab*

[F] ♪ ♪ Some people [G7] claim that there's a

[hold: C] Wo– [hold: G7]man to [hold: F] blame

But I [strum: G7] know

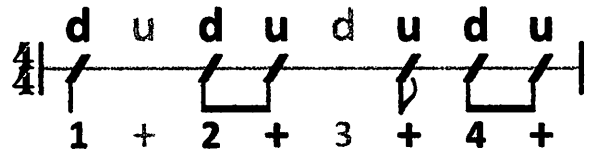
[G7] ♪ It's my own damned [C] fault [C] [F] [hold: C]

**END**

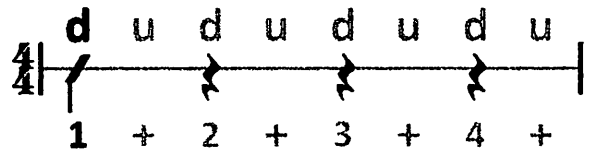
# Notes & Tips

## 1. Strum Patterns

The strum pattern used throughout the song:



For those who prefer, playing a single strum on the "1" count can be used as a simplified strum throughout the entire song:



In addition to this strum pattern, the following rhythm indicators are also used in the song sheet to show a change in the pattern:

[*hold: x*] = Strum this chord (*x*) once and let it ring out

[*strum: x*] = Start/resume strumming on this chord (*x*) following a [*hold*]

## 2. Intro Tab

The following tab can be played during the **Intro**, while other players strum the indicated chords. You can play just the top row of notes, just the bottom row of notes, or both together as illustrated below. This can be played with either high-G or low-G tuning.

	C	C	F	C
T	3-3-3-1-1-3-3	3-3-3-1-1-3-3	0-0-0-1-1-1-3-1	3
A	4-4-4-2-2-4-4	4-4-4-2-2-4-4		0
B			7-7-4-2	0
	0	0	0	0

# Notes & Tips

## 3. Ending Tab

The following tab can be played during the **Ending**, while other players strum the indicated chords. You can play just the top row of notes, just the bottom row of notes, or both together as illustrated below. This can be played with either high-G or low-G tuning.

**C**
**C**
**F**
**[hold: C]**

T 3-3-3-1-1-3-3 B 4-4-4-2-2-4-4	T 3-3-3-1-1-3-3 B 4-4-4-2-2-4-4	0-0-0-0 1-1-1-1 3-1	3 0 0 0
------------------------------------	------------------------------------	------------------------	------------------

## 4. Chorus Tab

The following tab can be played at the end of the last line of each **Verse**, and the first two lines of each **Chorus**, while other players strum the C7 chord. You can play just the top row of notes, just the bottom row of notes, or both together as illustrated below. This can be played with either high-G or low-G tuning. The lyrics for only Verse 1 and Chorus 1 are shown, but the tab applies to all three.

**[G7]** ♪ ♪ Smell those **[G7]** shrimp,

They're beginnin' to **[C]** boil **[C7]**

T	0-0-1-1-3
B	↗ 0-0-2-2-4

**[F]** ♪ ♪ Wastin' a- **[G7]** way again in Marga- **[C]** ritaville **[C7]**

T	0-0-1-1-3
B	↗ 0-0-2-2-4

**[F]** ♪ Searching for my **[G7]** lost shaker of **[C]** salt **[C7]**

T	0-0-1-1-3
B	↗ 0-0-2-2-4



# Notes & Tips

---

## 5. Optional Chorus Tab

The following tab is optional; it is played in Buffet's original but does not appear in the AUS performance video. It can be played during the last line of each **Chorus**, while other players strum the indicated chords. You can play just the top row of notes, just the bottom row of notes, or both together as illustrated below. This can be played with either high-G or low-G tuning. The lyrics for only Chorus 1 are shown, but the tab applies to all three.

[*strum: G7*]

**G7**

**C**

**C**

0-0-0  
1-1-1-3 1 1  
4 7 2 2 3-3-3-1 0 0  
4-4-4-2 7 0 0

But I know,

it's nobody's fault

# Under the Boardwalk

key:C, artist:The Drifters writer:Kenny Young and Arthur Resnick

The Drifters: <https://www.youtube.com/watch?v=EPEqRMVnZNU> (G)

Intro : [C] [G7] [C] (last line of verse)

[C] Oh when the sun beats down  
 And burns the tar up on the [G7] roof  
 And your shoes get so hot  
 You wish your tired feet were fire [C] proof [C7]  
 Under the [F] boardwalk down by the [C] sea [Am/C] yeah  
 On a [C] blanket with my baby [G7] is where I'll [C] be (STOP)

Under the [Am] boardwalk - (out of the sun)  
 Under the [G] boardwalk - (we'll be havin some fun)  
 Under the [Am] boardwalk - (people walking above)  
 Under the [G] boardwalk - (we'll be falling in love)  
 Under the [Am] boardwalk.. [Am/C] boardwalk

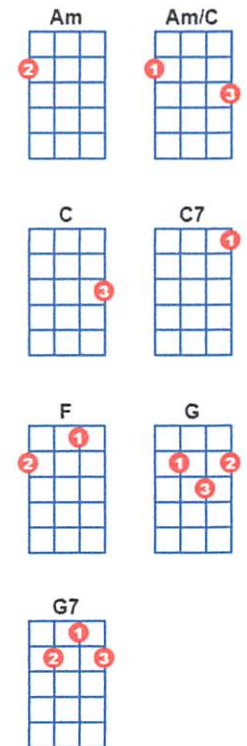
[NC] From the [C] park you hear the happy sound of a carou-[G7]sel  
 You can almost taste the hot dogs and French fries they [C] sell [C7]  
 Under the [F] boardwalk down by the [C] sea [Am/C] yeah  
 On a [C] blanket with my baby [G7] is where I'll [C] be (STOP)

Under the [Am] boardwalk - (out of the sun)  
 Under the [G] boardwalk - (we'll be havin some fun)  
 Under the [Am] boardwalk - (people walking above)  
 Under the [G] boardwalk - (we'll be falling in love)  
 Under the [Am] boardwalk.. [Am/C] boardwalk

[From the \[C\] park you hear the happy sound of a carou-\[G7\] sel](#)  
[You can almost taste the hot dogs and French fries they \[C\] sell \[C7\]](#)

Under the [F] boardwalk down by the [C] sea [Am/C] yeah  
 On a [C] blanket with my baby [G7] is where I'll [C] be (STOP)

Under the [Am] boardwalk - (out of the sun)  
 Under the [G] boardwalk - (we'll be havin some fun)  
 Under the [Am] boardwalk - (people walking above)  
 Under the [G] boardwalk - (we'll be falling in love)  
 Under the [Am] boardwalk.. [Am/C] boardwalk



From the [C] park you hear the happy sound of a carou-[G7] sel  
You can almost taste the hot dogs and French fries they [C] sell [C7]

Under the [F] boardwalk down by the [C] sea [Am/C] yeah  
On a [C] blanket with my baby [G7] is where I'll [C] be (STOP)

Under the [Am] boardwalk - (out of the sun)  
Under the [G] boardwalk - (we'll be havin some fun)  
Under the [Am] boardwalk - (people walking above)  
Under the [G] boardwalk - (we'll be falling in love)  
Under the [Am] boardwalk.. boardwalk

# Waterloo

key:D, artist:ABBA writer:Benny Andersson, Björn Ulvaeus and Stig Anderson

ABBA: [https://www.youtube.com/watch?v=Sj\\_9CiNkkn4](https://www.youtube.com/watch?v=Sj_9CiNkkn4)

If in ( ) then optional

INTRO: [D] x4

[D] My, my, at [E7] Waterloo Na[A]poleon [G] did su[A]rrrender  
 Oh [D] yeah, and [E7] I have met my [A] desti[G]ny  
 in [D] quite a [A] similar [Bm] way  
 The [Bm] history book on the shelf  
 Is [E7] always repeating it [A]-self ([G] [D]) [A7]

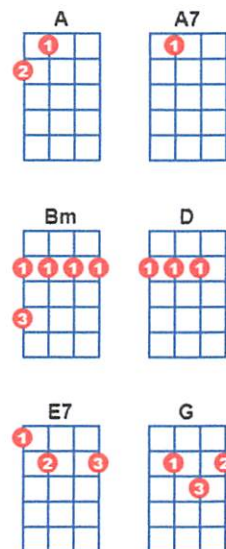
[D] Waterloo - I was defeated, you [G] won the war  
 [A] Waterloo - Promise to love you for [D] ever more [A]  
 [D] Waterloo - Couldn't escape if I [G] wanted to  
 [A] Waterloo - Knowing my fate is to [D] be with you,  
 [D] wo, wo, wo, wo  
 [A] Waterloo - Finally facing my [D] Waterloo

[D] My, my, I [E7] tried to hold you [A] back but  
 [G] you were [A] stronger  
 Oh [D] yeah, and [E7] now it seems my [A] only [G] chance is  
 [D] giving [A] up the [Bm] fight  
 And [Bm] how could I ever refuse  
 I [E7] feel like I win when I [A] lose ([G] [D]) [A7]

[D] Waterloo - I was defeated, you [G] won the war  
 [A] Waterloo - Promise to love you for [D] ever more [A]  
 [D] Waterloo - Couldn't escape if I [G] wanted to  
 [A] Waterloo - Knowing my fate is to [D] be with you,  
 [D] wo, wo, wo, wo  
 [A] Waterloo - Finally facing my [D] Waterloo

And [Bm] how could I ever refuse  
 I [E7] feel like I win when I [A] lose ([G] [D]) [A7]

[D] Waterloo - I was defeated, you [G] won the war  
 [A] Waterloo - Promise to love you for [D] ever more [A]  
 [D] Waterloo - Couldn't escape if I [G] wanted to



[A] Waterloo - Knowing my fate is to [D] be with you,

[D] wo, wo, wo, wo

[A] Waterloo - Finally facing my [D] Waterloo

[A] Waterloo - Finally facing my [D] Waterloo

# Ob-La-Di, Ob-La-Da

key:G, artist:The Beatles writer:Paul McCartney, John Lennon

<https://www.youtube.com/watch?v=lwNxIPPVL0g> Capo on 4th fret

intro **[G] [G] [G] [G]**

**[G]** Desmond has a barrow in the **[D]** market place.

**[D7]** Molly is the singer in a **[G]** band.

Desmond says to **[G7]** Molly, "Girl, I **[C]** like your face"

And Molly **[G]** says this as she **[D7]** takes him by the **[G]** hand...

Ob-la-**[G]**-di, ob-la-da, life goes **[D]** on, **[Em]**bra,

**[G]** La la how that **[D7]** life goes **[G]** on

Ob-la-**[G]**-di, ob-la-da, life goes **[D]** on, **[Em]**bra,

**[G]** La la how that **[D7]** life goes **[G]** on

**[G]** Desmond takes a trolley to the **[D]** jeweller's store

**[D7]** Buys a twenty carat golden **[G]** ring (ring)

Takes it back to **[G7]** Molly waiting **[C]** at the door,

And as he **[G]** gives it to her **[D7]** she begins to **[G]** sing (sing)

zzzzzzzzzz

Ob-la-**[G]**-di, ob-la-da, life goes **[D]** on, **[Em]**bra,

**[G]** La la how that **[D7]** life goes **[G]** on

Ob-la-**[G]**-di, ob-la-da, life goes **[D]** on, **[Em]**bra,

**[G]** La la how that **[D7]** life goes **[G]** on

**[C]** In a couple of years they have built a home sweet **[G]** home **[Gsus2] [G] [G7]**

**[C]** With a couple of kids running in the yard

Of **[G]** Desmond and Molly **[D7]** Jones

**[G]** Happy ever after in the **[D]** market place

**[D7]** Desmond lets the children lend a **[G]** hand

Molly stays at **[G7]** home and does her **[C]** pretty face

And in the **[G]** evening she still **[D7]** sings it with the **[G]** band, yeah!

Ob-la-**[G]**-di, ob-la-da, life goes **[D]** on, **[Em]**bra,

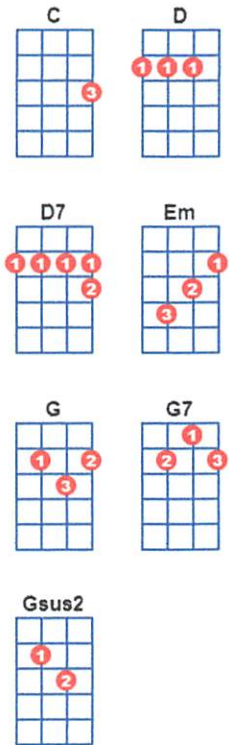
**[G]** La la how that **[D7]** life goes **[G]** on

Ob-la-**[G]**-di, ob-la-da, life goes **[D]** on, **[Em]**bra,

**[G]** La la how that **[D7]** life goes **[G]** on s

**[C]** In a couple of years they have built a home sweet **[G]** home **[Gsus2] [G] [G7]**

**[C]** With a couple of kids running in the yard



Of [G] Desmond and Molly [D7] Jones  
[G] Happy ever after in the [D] market place  
[D7] Molly lets the children lend a [G] hand  
Desmond stays at [G7] home and does his [C] pretty face  
And in the [G] evening she's a [D7] singer with the [G] band, yeah!

Ob-la-[G]-di, ob-la-da, life goes [D] on, [Em]bra,  
[G] La la how that [D7] life goes [G] on  
Ob-la-[G]-di, ob-la-da, life goes [D] on, [Em]bra,  
[G] La la how that [D7] life goes [G] on

# Jambalaya

Hank Williams

[C] Goodbye, Joe, me gotta go, me oh my [G7] oh.  
Me gotta go, pole the pirogue down the [C] bayou.  
My Yvonne, the sweetest one, me oh [G7] my oh.  
Son of a gun, we'll have big fun on the [C] bayou.

Chorus            [C] Well jambalaya and a crawfish pie and filé [G7] gumbo  
                      Cause tonight I'm gonna see my ma cher [C] amio.  
                      Pick guitar, fill fruit jar and be [G7] gayo,  
                      Son of a gun, we'll have big fun on the [C] bayou.

[C] Thibodaux, Fontaineaux, the place is [G7] buzzin',  
Kinfolk come to see Yvonne by the [C] dozen.  
We dress in style and go hog wild, me oh [G7] my oh.  
Son of a gun, we'll have big fun on the [C] bayou.

Chorus X2        [C] Well jambalaya and a crawfish pie and filé [G7] gumbo  
                      Cause tonight I'm gonna see my ma cher [C] amio.  
                      Pick guitar, fill fruit jar and be [G7] gayo,  
                      Son of a gun, we'll have big fun on the [C] bayou.

Audio - Hank Williams - <https://www.youtube.com/watch?v=xnKOVpXhInE>



# Hey Good Looking

Hank Williams

[C] Hey Hey Good Lookin' whatcha got cooking  
[D7] How's about cooking [G7] somethin' up with [C] me  
Hey sweet baby don't you think maybe  
[D7] We could find us a [G7] brand new reci [C] pe [C7]

I got a [F] hot rod Ford and a [C] two dollar bill  
And [F] I know a spot right [C] over the hill  
There's [F] soda pop and the [C] dancin's free  
So if you [D7] wanna have fun come [G7] along with me

Say [C] Hey Good Lookin' whatcha got cooking  
[D7] How's about cooking [G7] somethin' up with [C] me  
I'm free and ready so we can go steady  
[D7] How's about saving [G7] all your time for [C] me

[C] No more lookin' I know I've been taken  
[D7] How's about keepin' [G7] steady compan [C] y [C7]

I'm [F] gonna throw my date book [C] over the fence  
And [F] buy me one for [C] five or ten cents  
I'll [F] keep it 'til it's [C] covered with age  
'Cause I'm [D7] writin' your name down on [G7] every page

Say [C] Hey Good Lookin' whatcha got cooking  
[D7] How's about cooking [G7] somethin' up with  
[D7] How's about cooking [G7] somethin' up with  
[D7] How's about cooking [G7] somethin' up with [C] me

Video - Hank Williams - <https://www.youtube.com/watch?v=poDGP5b3wws>

# Surfing USA

key:C, artist:The Beach Boys writer:Brian Wilson

<https://www.youtube.com/watch?v=2s4slliAtQU> Capo on 3rd fret

[C] If everybody had an [G] ocean....across the US [C] A  
Then everybody'd be [G7] surfin'....like Californi [C] a  
You'd see em wearing their [F] baggies....Huarachi sandals [C] too  
A bushy bushy blonde [G7] hairdo....surfin' US [C] A

You'd catch 'em surfin' at [G7] Del Marr....Ventura County [C] line  
Santa Cruz and [G7] Trestle....Australia's Narra [C] been  
All over Man [F] hattan....and down Doheny [C] way  
Everybody's gone [G7] surfin'....surfin' US [C] A

[C] We'll all be planning out a [G7] route....We're gonna take real [C] soon  
We're waxing down our [G7] surfboards....we can't wait for [C] June  
We'll all be gone for the [F] summer.....we're on safari to [C] stay  
Tell the teacher we're [G7] surfin'....surfin' US [C] A

[C] At Haggertys and [G7] Swamis....Pacific Pali [C] sades  
San Onofre and [G7] Sunset.....Redondo Beach L [C] A  
All over La [F] Holla....at Waimea [C] Bay  
[C] Everybody's gone [G7] surfin'....surfin' US [C] A

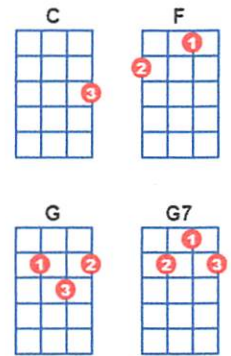
[C] Everybody's gone [G7] surfin'....surfin' US [C] A

[C] Everybody's gone [G7] surfin'....surfin' US [C] A

[C] Everybody's gone [G7] surfin'....surfin' US [C] A

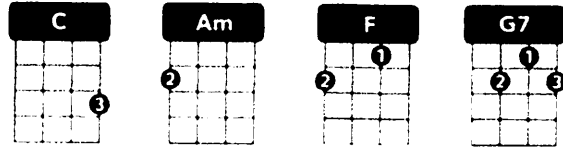
[C] Yeah everybody's gone [G7] surfin'....surfin' US [C] A

[C] Yeah everybody's gone [G7] surfin'....surfin' US [C] A



# LESSON 4 STAND BY ME

by Ben E. King, Jerry Leiber and Mike Stoller



1 2 & 3 & 4 &

**ISLAND STRUM:** d - | d u | \*(drop) u | d u

\*remember to drop your hand so you can come back up - it helps to say the word "drop"

**TIMING:** one island strum per chord

VERSE 1

**C**                      **C**                      **Am**                      **Am**  
When the night has come,                      And the land is dark

**F**                      **G7**                      **C**                      **C**  
And the moon is the only light we'll see

**C**                      **C**                      **Am**                      **Am**  
No I won't be a-fraid, no I won't be a-fraid

**F**                      **G7**                      **C**                      **C**  
Just as long as you stand, stand by me,                      And darlin', darlin'

CHORUS

**C**                      **C**                      **Am**                      **Am**  
Stand by me, oh                      stand by me

**F**                      **G7**                      **C**                      **C**  
oh stand                      Stand by me,                      stand by me

practice singing just the underlined syllables to build your singing while playing skills

VERSE 2

**C**                      **C**                      **Am**                      **Am**  
If the sky that we look upon,                      Should tumble and fall

**F**                      **G7**                      **C**                      **C**  
And the mountains should crumble to the sea

**C**                      **C**                      **Am**                      **Am**  
I won't cry, I won't cry, no I won't shed a tear

**F**                      **G7**                      **C**                      **C**  
Just as long as you stand, stand by me,                      And darlin', darlin'

CHORUS x 2

**C**                      **C**                      **Am**                      **Am**  
Stand by me, oh                      stand by me

**F**                      **G7**                      **C**                      **C**  
oh stand                      Stand by me,                      stand by me

119 BPM

# Stand By Me

Key: C

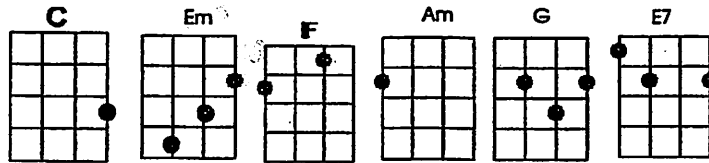
4  
-  
7

	C	C	Am	Am
A	233	233	3200	00
E	3	3		3
C				
G				

	F	G	C	C
A	0	0	233	233
E	311	133	3	3
C				
G				

# Somewhere Over The Rainbow

Israel Kamakawiwo'ole Version



Intro: C Chord 1, 2, 3, and

C/// Em/// Am/// F/// C/// G/// Am/// Am+G/// F/// ///

(C)Ooo oooo,(Em)Ooo oooo (F)Ooo oooo (C)Ooo oooo (F)Ooo  
oooo (E7)Ooo oooo (Am) Ooo oooo (F) Ooo oooo

(C)Somewhere (Em)over the rainbow

(F)- Way up (C)high

(F)And the (C)dreams that you dream of

(G)Once in a lulla(Am)by.. (F). (highhhh)

Oh, (C)somewhere (Em)over the rainbow

(F)- Blue birds (C)fly

(F)And the (C)dreams that you dream of

(G)Dreams really do come (Am>true.. (F).ooooh

Some (C)day I'll wish upon a star

(G)Wake up where the clouds are far be(Am)hind (F)me

Where (C)trouble melts like lemon drops

(G)High above the chimney tops

That's (Am)where you'll (F)find me

Oh,(C)somewhere (Em)over the rainbow

(F)Blue birds (C)fly

(F)And the (C)dream that you dare to

(G)Why oh why can't (Am)I?... (F)..iiii

Well I see (C)trees of (Em)green, (F)red roses (C)too

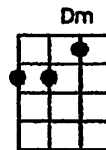
(F)I watch them (C)bloom for (E7)me and (Am)you

And I (F)think to myself

(G) What a wonderful (Am)world (F)

Well I see (C)skies of (Em)blue and I see (F)clouds of  
(C)white, the (F)brightness of (C)day and the  
(E7)dark sacred (Am)night and I (F)think to myself  
(G) What a wonderful (C)world (F) (C)

The (G)colors of the rainbow so (C)pretty in the sky  
Are (G)also on the faces of (C)people passing by  
I see (F)friends shakin (C)hands saying  
(F)"How do you (C)do?"



(F) They're really (C)sayin,'(Dm)I love...I love (G)you."

I hear (C)babies (Em)cry and I (F)watch them (C)grow  
(F)They'll learn much (C)more  
(E7)Than I'll ever (Am)know  
And I (F)think to myself

(G) What a wonderful (Am)world (F)..ooorld

Some(C)day I'll wish upon a star

(G)Wake up where the clouds

Are far be(Am)hind (F)me ..eeeeh

Where (C)troubles melt like lemon drops

(G)High above the chimney tops

that's (Am)where you'll (F)find me

Oh, (C)somewhere (Em)over the rainbow

(F) Way up (C)high

(F)And the (C)dreams that you dare to,

Oh (G)why, oh why can't (Am)I? (F)I..I..I

(C)Ooo oooo(Em)Ooo oooo (F)Ooo oooo (C)Ooo oooo

(F)Ooo oooo (E7)Ooo oooo (Am) Ooo oooo (F) Ooo oooo

(C)OOO (Repeat and Fade)

ooo ahaha e ahahaha  
ahaha

# Pearly Shells

key:G, artist:Burl Ives writer:Webley Edwards and Leon Pober

Burl Ives, Lyrics by Webley Edwards & Leon Pober -  
<https://www.youtube.com/watch?v=8DUK2UdwmDs>

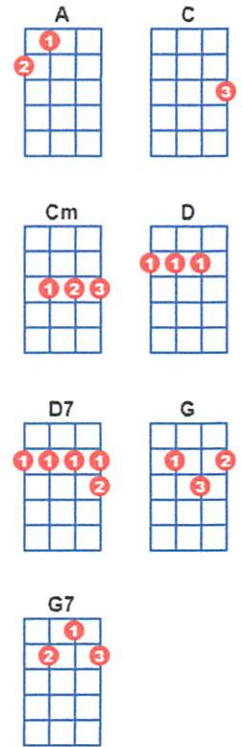
[G] Pearly shells from the ocean [G7]  
 Shining in the [C] sun covering the [A] shore [D]  
 When I [G] see them  
 My heart [C] tells me that I love [Cm] you  
 More than [G] all the [D7] little pearly [G] shells

For every [D7] grain of sand upon the beach  
 I [G] got a kiss for you  
 And I've got [D7] more left over for each star  
 That [A] twinkles in the [D] blue

[G] Pearly shells from the ocean [G7]  
 Shining in the [C] sun covering the [A] shore [D]  
 When I [G] see them  
 My heart [C] tells me that I love [Cm] you  
 More than [G] all the [D7] little pearly [G] shells

For every [D7] grain of sand upon the beach  
 I [G] got a kiss for you  
 And I've got [D7] more left over for each star  
 That [A] twinkles in the [D] blue

[G] Pearly shells from the ocean [G7]  
 Shining in the [C] sun covering the [A] shore [D]  
 When I [G] see them  
 My heart [C] tells me that I love [Cm] you  
 More than [G] all the [D7] little pearly [G] shells  
 More than [G] all the [D7] little pearly [G] shells



## Lovely Hula Hands

Robert Alexander Anderson

4/4 Intro: Vamp in [C]

[C] Lovely hula hands, graceful as the birds in [Dm] mo [G7] tion. (*in [Dm] mo [G7] tion*)

Gliding like the gulls o'er the ocean, lovely hula [C] hands.

Kou [G7] lima nani [C] e.

[C] Lovely hula hands, telling of the rain in the [Dm] val [G7] ley (*the [Dm] val [G7] ley*)

And the swirling winds o'er the Pali, lovely hula [C] hands.

Kou [G7] lima nani [C] e.

[C7] I can feel the soft caresses of your hula [F] hands,

Your [C7] lovely hula [F] hands.

[67] Every little move expresses so I'll under [D7] stand

[G7] All the tender meaning

[C] Of your hula hands,

Fingertips that say "A [Dm] lo [G7] ha". (*A [Dm] lo [G7] ha*)

Say to me again "I love you", lovely hula [C] hands.

Kou [G7] lima nani [C] e.

Optional — Repeat verse 1 as strums then repeat entire song (strum and sing) ending with open string strum.

Video - Lucy Toon: <http://www.youtube.com/watch?v=x0XeHParmMQ>

Source — "Watching a hula dancer at a party, the composer heard someone say "Aren't her hands lovely". This was the inspiration for his most popular composition written in 1939, that was later identified with hula artist, Aggie Auld.

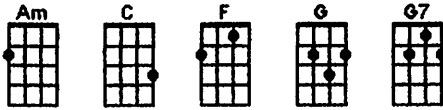
© 1940, 41, 68, 69 EMI Miller. Music clip by Lani Lee" - from

[https://www.huapala.org/Lo/Lovely\\_Hula\\_Hands.html](https://www.huapala.org/Lo/Lovely_Hula_Hands.html)



# Lookin' Out My Back Door

Creedance Clearwater Revival 1970



INTRO: / 1 2 / 1 2 / [Z] / [Z] / [Z] / [Z]

[C] [Am]  
[F] [C] [G7] [C]

[C] Just got home from Illinois [Am] lock the front door, oh boy  
[F] Got to sit [C] down, take a [G] rest on the [G7] porch  
I-[C]magination sets in [Am] pretty soon I'm singin'  
[F] Doo, doo, [C] doo, lookin' [G7] out my back [C] door

There's a [C] giant doin' cartwheels, a [Am] statue wearin' high heels  
[F] Look at all the [C] happy creatures [G] dancin' on the [G7] lawn  
A [C] dinosaur Victrola [Am] listenin' to Buck Owens  
[F] Doo, doo [C] doo, lookin' [G7] out my back [C] door

[G] Tambourines and elephants, are [F] playin' in the [C] band  
Won't you [C] take a ride [Am] on the flyin' [G] spoon? [G7] dootin-doo-doo  
A [C] wonderous apparition, pro-[Am]vided by magician  
[F] Doo, doo [C] doo, lookin' [G7] out my back [C] door

INSTRUMENTAL kazoo

[C] [Am]  
[F] [C] [G7] [C]

[G] Tambourines and elephants, are [F] playin' in the [C] band  
Won't you [C] take a ride [Am] on the flyin' [G] spoon? [G7] dootin-doo-doo  
[C] Bother me tomorrow, to-[Am]day I'll buy no sorrow  
[F] Doo, doo [C] doo, lookin' [G7] out my back [C] door

[Z] / [Z] / [Z] / [Z] /

[C] Forward troubles Illinois [Am] lock the front door, oh boy  
[F] Look at all the [C] happy creatures [G] dancin' on the [G7]↓ lawn  
<SLOW> 2 3 4  
[C] Bother me tomorrow, to-[Am]day I'll buy no sorrow  
[F] Doo, doo [C] doo, lookin' [G7] out my back [C]↓ door [G7]↓[C]↓

<A TEMPO>

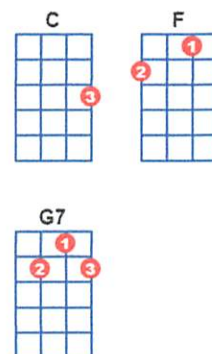
[Z] / [Z] /  
[F] Doo, doo [C] doo, lookin' [G7] out my back [C]↓ door [G7]↓[C]↓

# Jamaica Farewell

key:C, artist:Harry Belafonte writer:Irving Burgie

Harry Belafonte - <https://www.youtube.com/watch?v=kr2uLQIKQ7A>  
Capo on 2

Me [C] heart is down, me head is [F] turning around  
I had to [G7] leave a little girl in [C] Kingston town



[C] Down the way where the [F] nights are gay  
And the [G7] sun shines gaily on the [C] mountain top  
[C] I took a trip on a [F] sailing ship  
And when I [G7] reached Jamaica I [C] made a stop

[C] But I'm sad to say, [F] I'm on my way  
[G7] Won't be back for [C] many a day  
Me [C] heart is down, me head is [F] turning around  
I had to [G7] leave a little girl in [C] Kingston town

[C] Down at the market [F] you can hear  
Ladies [G7] cry out while on their [C] heads they bear  
[C] Akee, rice, salt [F] fish are nice  
And the [G7] rum is fine any [C] time of year

[C] But I'm sad to say, [F] I'm on my way  
[G7] Won't be back for [C] many a day  
Me [C] heart is down, me head is [F] turning around  
I had to [G7] leave a little girl in [C] Kingston town

[C] Sounds of laughter [F] everywhere  
And the [G7] dancing girls sway [C] to and fro  
[C] I must declare my [F] heart is there  
Though I've [G7] been from Maine to [C] Mexico

[C] But I'm sad to say, [F] I'm on my way  
[G7] Won't be back for [C] many a day  
Me [C] heart is down, me head is [F] turning around  
I had to [G7] leave a little girl in [C] Kingston town

[C] But I'm sad to say, [F] I'm on my way  
[G7] Won't be back for [C] many a day

Me [C] heart is down, me head is [F] turning around  
I had to [G7] leave a little girl in [C] Kingston town

I had to [G7] leave a little girl in [C] Kings[G7]ton [C] town

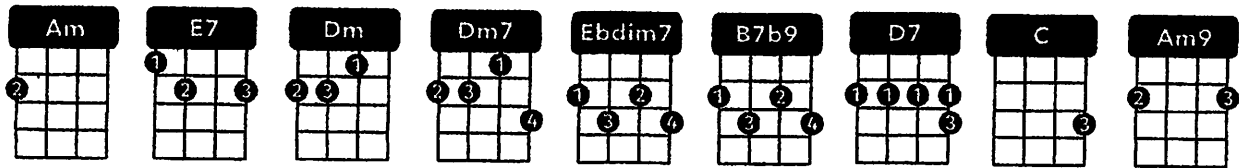
# SUMMERTIME

music by George Gershwin, lyrics by DuBose Heyward and Ira Gershwin, 1934

Ukulele arrangement by Cynthia Lin, <http://cynthialin.com/ukulele>

YouTube Play-Along: <http://bit.ly/SummertimePlayAlong>

Join Patreon for \$1 to Access the Full Lesson: <http://bit.ly/SummertimeUkeLesson>



swing strum [d du - d du]

INTRO [Am - E7][Am - E7][Am - E7][Am - E7/]

VERSE 1 [Am - E7] [Am - E7] [Am - E7] [Am - E7]  
 Summer-time, and the livin' is ea - sy

optional variation ~~Am - E7~~ [Dm7 - Ebdim7] [E7 - B7b9]  
 [Dm - Dm] [Dm7 - Dm7] [E7 - E7] [E7 - E7]  
 Fish are jumpin' and the cotton is high

[Am - E7] [Am - E7] [Am - E7] [Am - D7]  
 Oh your daddy's rich, and your mama's good look - in'

[C - Am] [D7 - E7] [Am - E7] [Am - E7/]  
 So hush little baby, do - on't you cry

VERSE 2 [Am - E7] [Am - E7] [Am - E7] [Am - E7]  
 One of these mornings, you're gonna rise up singing

optional variation [Dm7 - Ebdim7] [E7 - B7b9]  
 [Dm - Dm] [Dm7 - Dm7] [E7 - E7] [E7 - E7]  
 And you'll spread your wings and you'll take to the sky

[Am - E7] [Am - E7] [Am - E7] [Am - D7/]  
 But till that morning, there ain't nothin' can harm you

[C - Am] [D7 - E7] [Am - Am] [D7 - D7/]  
 With daddy and mama sta - anding by

END C/ Am/ D7/ E7/ (hold) Am9/  
 So hush little baby, do- -on't you cry